

### DESCRIPTION

NW are swirl diffusers designed for low- and medium-pressure installations. They can be used with constant and variable airflow. The air can be supplied at the temperature lower or higher than the temperature in the ventilated room. Therefore those diffusers can be used for both – heating and cooling. It is recommended to install NV diffusers in the ceiling.

Full airflow scope within small distance from the diffuser makes them ideal for rooms high as 2.2–4.5 m.

Diffusers NV are perfect for public buildings like offices, hotels, restaurants, conference halls and everywhere, where comfortable temperature conditions are required.

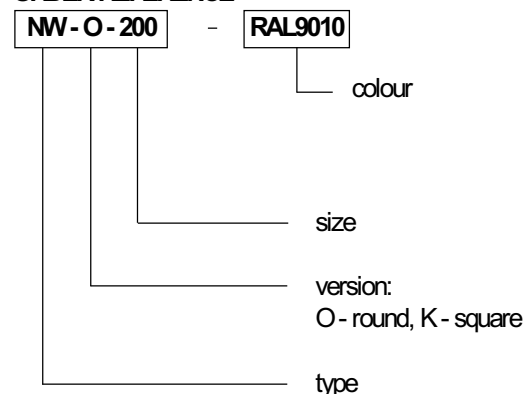
### FEATURES

- made of steel sheet and available in standard RAL 9010 colour
- can be installed with an expansion box SR/NW
- highly resistant
- available square (K) and round (O)
- upon customer's request, can be made in any colour from RAL palette
- diffuser can be made with a square front panel
- upon customer's request the diffuser can be equipped with perforated sheet at the ending of connection socket

### STANDARD SIZES

Size	ØD [mm]	ØD2 [mm]	D3 [mm]	H [mm]	A [mm]
125	123	155	177	50	595
160	158	190	223	50	595
200	198	235	273	70	595
250	248	300	364	55	595
315	313	375	453	55	595
355	353	420	503	65	595
400	398	470	586	65	595
450	448	535	662	80	595
500	498	600	752	86	595

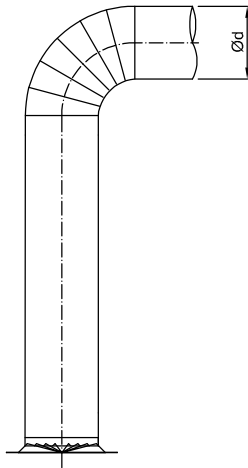
### ORDER REFERENCE



## swirl diffusers

### INSTALLATION

Diffusers NW can be connected directly to the round ventilation duct or through the expansion box SR/NW. In both cases use rivets or screws.  
Installation with expansion box: see SR/NW.

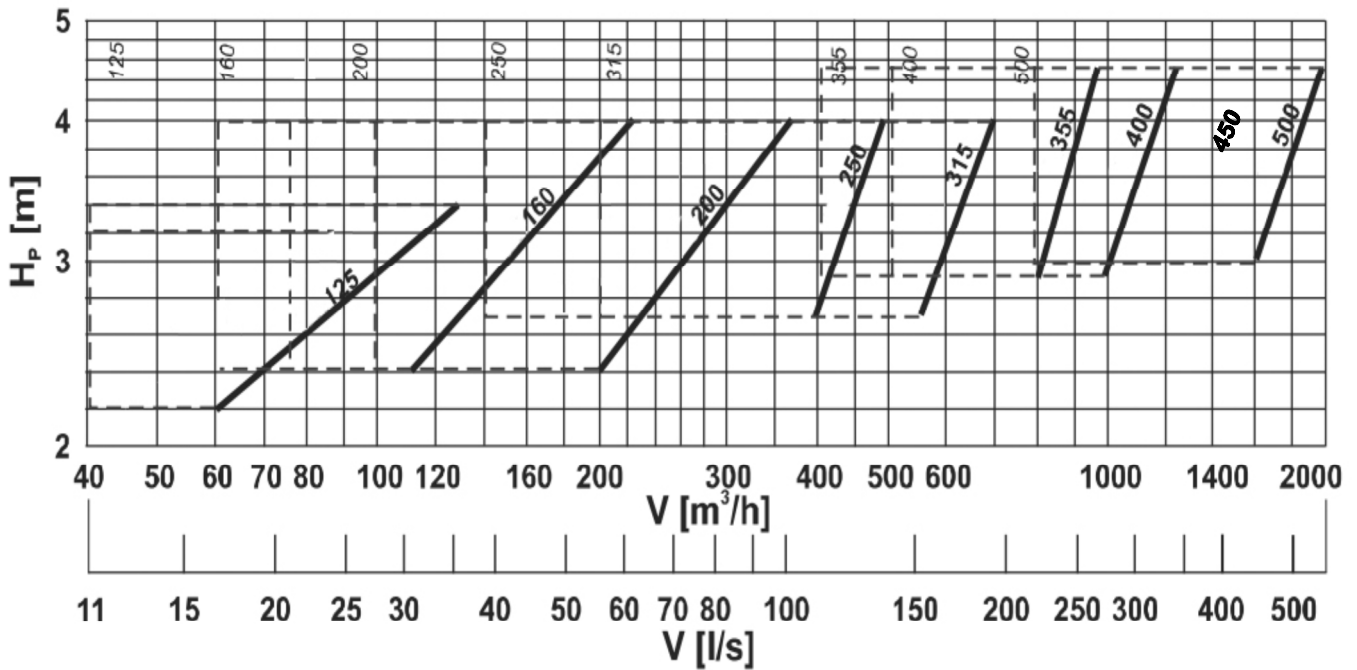


### FEATURES

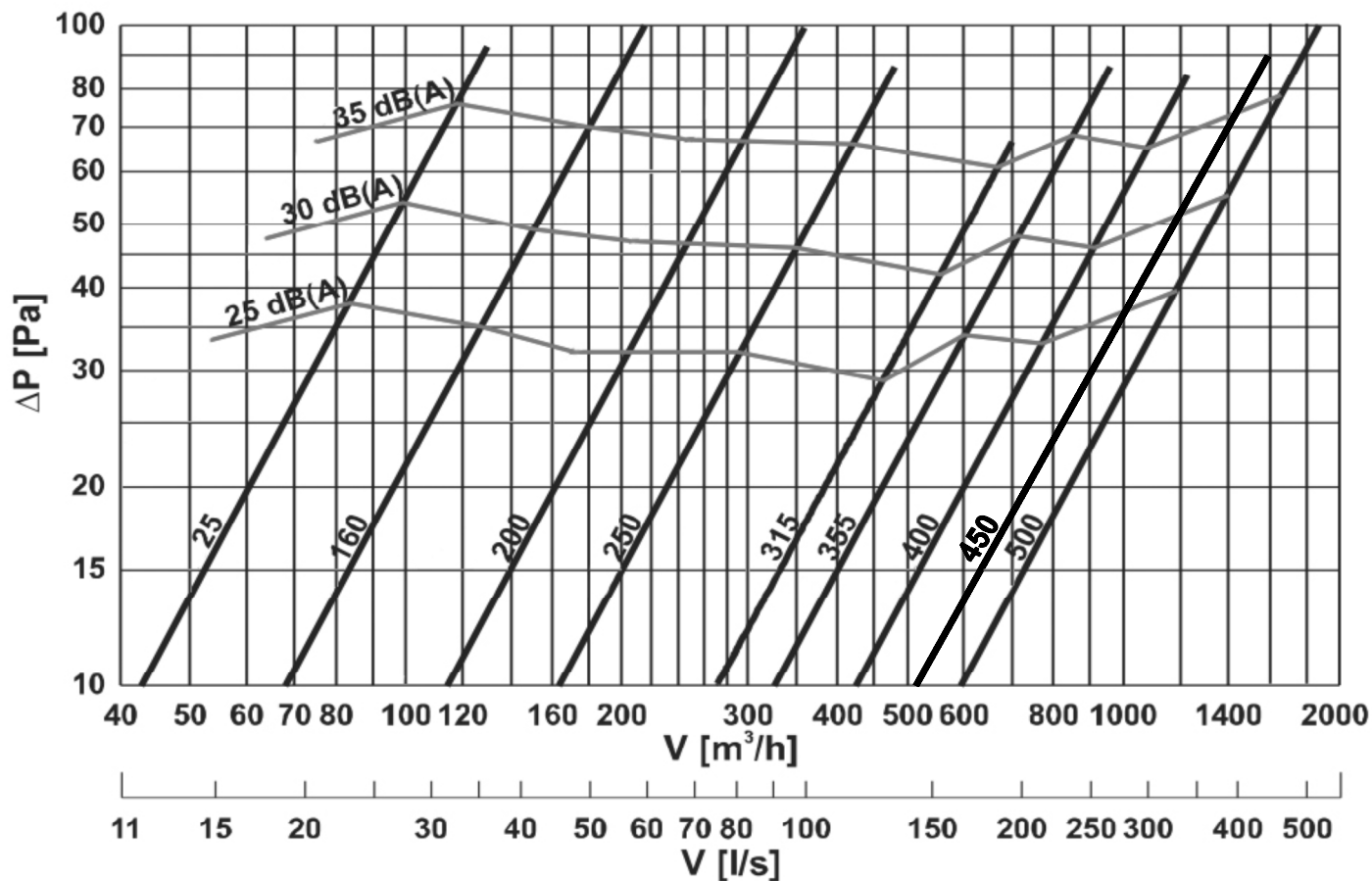
The figure shows airflow capacity  $V$  (m<sup>3</sup>/h), pressure loss  $p$  (Pa), airflow scope  $L$  (m) for end speed of 0.25 m/s, and volume level [db(A)].

The airflow scope  $L$  relates to isothermal air supply.

Choice of diffuser



## Choice of diffuser

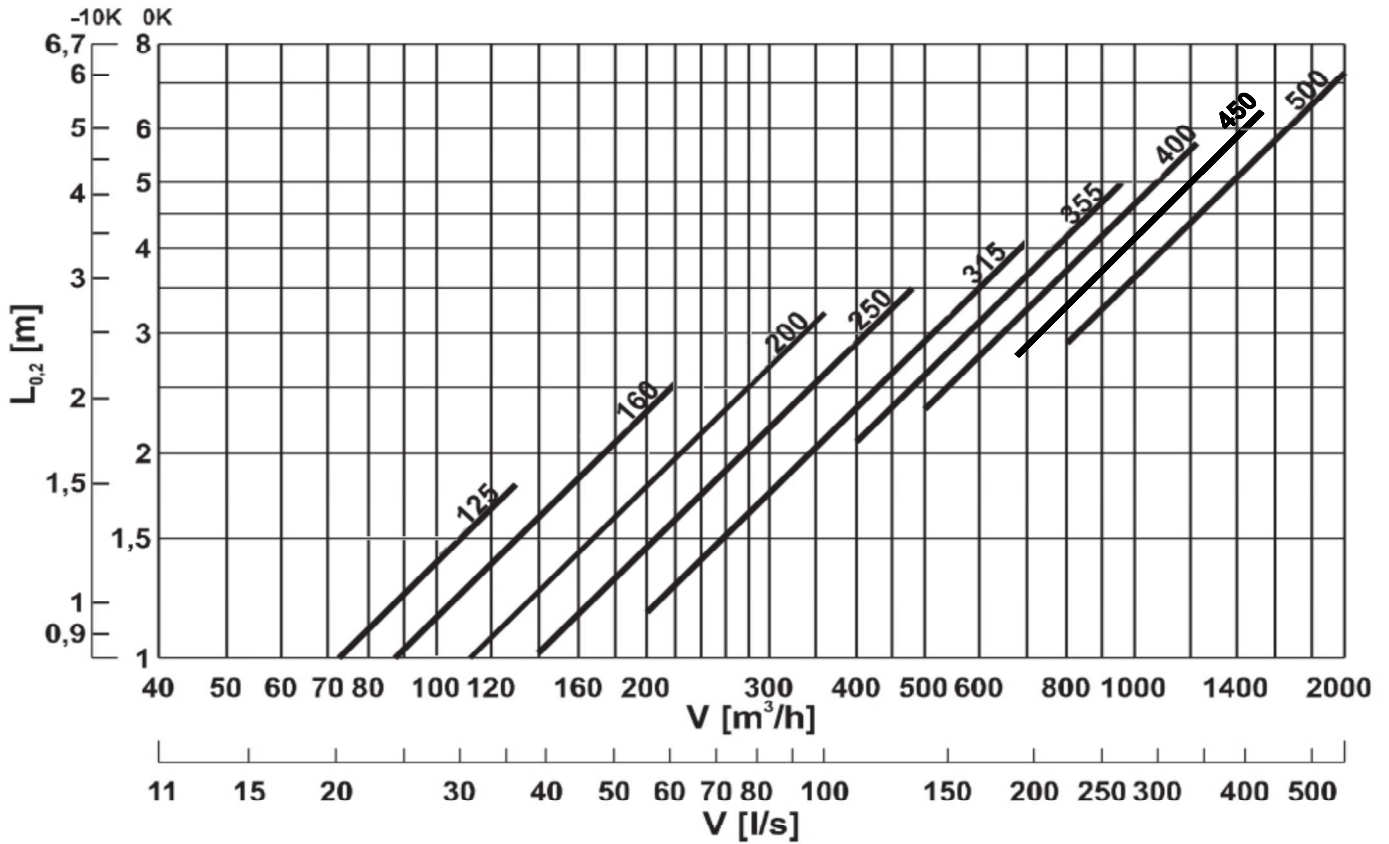


H<sub>p</sub> - suspension of the diffuser height (distance from the plane of the outlet from the floor)

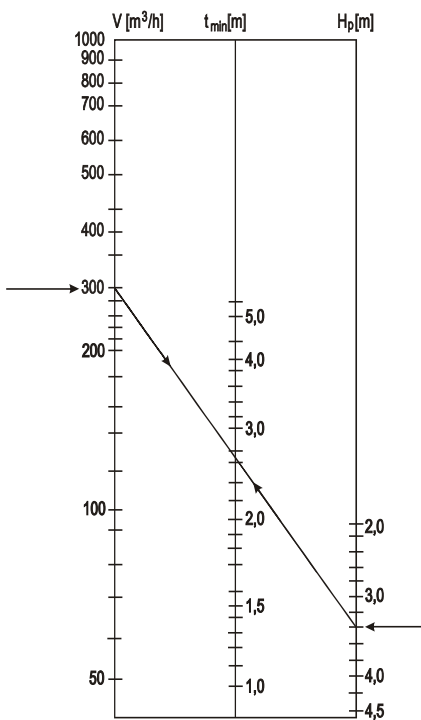
The graphs are given sound pressure level for  $L_{p10}$  room with an area of 10 m<sup>2</sup> and absorption attenuation 4dB

## swirl diffusers

Range stream, calculating the spacing of ventilators



### Calculation of spacing diffuser



CWK Ltd. reserves the right to introduce changes in technical data