


## square perforated wall diffusers with adjustable nozzles



### DESCRIPTION

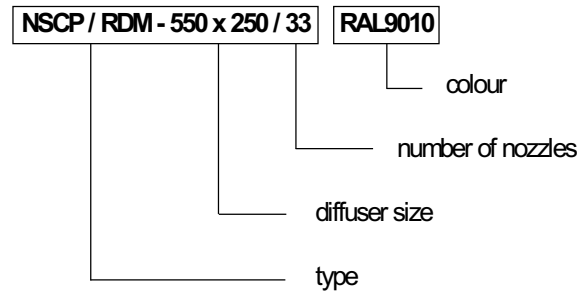
NSCP/RDM are two-part rectangular diffusers designed for low- and medium-pressure installations. One part comprises the perforated panel and the other - adjustable long-throw round nozzles with diameter of 35 mm. Such set up allows for high induction of the airflow. NSCP/RDM can be used for ventilating cool or warm air, however the maximum difference of temperature for the cool air should be 12°C. Sinusoidal RDM nozzles allow for 360° turn which gives unlimited airflow supply. diffusers can be used with constant and variable airflow. Recommended installation in the wall.

NSCP/RDM can be also used to exhaust air.

### FEATURES

- standard make includes two, three or four rows of long-throw nozzles DZ a decorative frame
- adjustable airflow stream shape (360°)
- easy dispersion of vertical stream
- possible to swirl the stream
- possible simultaneous vertical and horizontal ventilation
- high induction factor
- can be installed with the expansion box SR/NSCP
- nozzles are made of high-quality material, and painted standard white
- all diffusers use nozzles of 35mm (RDM) and 57 mm (RD) diameter; single nozzle capacity of 6 m<sup>3</sup>/h with acoustic pressure of 30 dB (A)
- available in standard RAL 9010 colour
- upon customer's request, can be made available in any size and colour from RAL palette

### ORDER REFERENCE



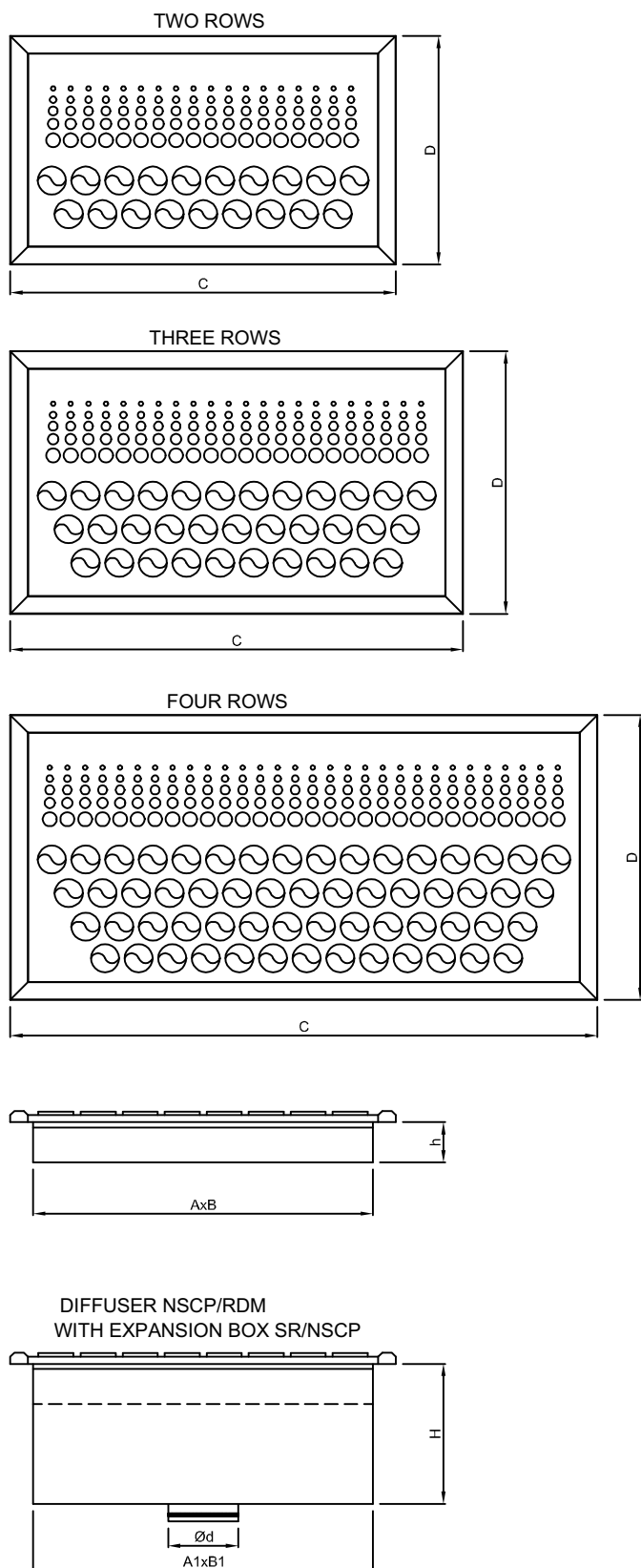
### INSTALLATION

To install the diffuser, prepare an installation hole of a size for the chosen diffuser in the wall, and slide the SR/NSCP expansion box so that the edges stick out by approx. 50 mm beyond the wall. Put the front panel of the diffuser into the box and fix it to the sides with appropriate screws. Push the diffuser with the expansion box into the wall and fix it to the wall with screws through the installation holes.

Instead of the expansion box, the diffuser can be installed directly into the end of rectangular ventilation duct. In this case, ensure that size of the ventilation duct matches the size of the expansion box.

## square perforated wall diffusers with adjustable nozzles

### Diffusers NSCP/RDM



### STANDARD SIZES

Diffuser NSCP/RDM		450x200/19	550x250/33	750x300/58
A [mm]		450	550	750
B [mm]		200	250	300
C [mm]		500	600	800
D [mm]		250	300	350
h [mm]		50	50	50
Number of nozzles		19	33	58
Number of nozzles rows		2	3	4
Installation hole	a [mm]	455	555	755
	b [mm]	205	255	305

## square perforated wall diffusers with adjustable nozzles

### FEATURES

The figure shows airflow capacity  $V$  (m<sup>3</sup>/h), pressure loss  $p$  (Pa), airflow scope  $L$  (m) for end speed of 0.25 m/s, and volume level [dB(A)].

The airflow scope  $L$  relates to isothermal air supply.

Diffusers NSCP/RDM with the expansion box SR/NSCP

